



United Way *ALICE* Report: Wisconsin

United Way of the
Greater Chippewa Valley





What does A.L.I.C.E. stand for ?

ASSET LIMITED

INCOME CONSTRAINED

EMPLOYED



What does the ALICE Report describe?

- **Household Survival Budget**
 - **ALICE Threshold**
 - **Workforce Trends and Job Opportunities**
 - **Basic Need and Public Assistance Comparison**
-

LIVE UNITED

Household Survival Budget

What is a Household Survival Budget?

Cost of 6 household essentials:



Housing



Food



Transportation



Healthcare



Childcare



Technology

Household Survival Budget

- **Housing:** HUD's Fair Market Rent (40th percentile)
 - **Child Care:** Registered Family Child Care Homes
 - **Food:** Thrifty Level (lowest of four levels) of the U.S. Department of Agriculture (USDA) Food Plans – with regional variation
 - **Transportation:** Car expenses include gas and motor oil and other vehicle maintenance expenses from Consumer Expenditure Survey (CES)
 - **Health Care:** nominal out-of-pocket health care spending, medical services, prescription drugs from Consumer Expenditure Survey (CES).
 - **Technology:** smart phone using Consumer Reports "Best Low-Cost Cell-Phone Plans"
 - **Miscellaneous:** 10 percent of the total (including taxes) to cover cost overruns.
-

Household Survival Budget: Chippewa County

| Monthly Costs – Chippewa County - 2016 | | |
|--|-----------------|---------------------------|
| | Single Adult | 2 Adults w/2 in childcare |
| Housing | \$466 | \$735 |
| Childcare | \$0 | \$1,174 |
| Food | \$158 | \$525 |
| Transportation | \$349 | \$697 |
| Health care | \$214 | \$800 |
| Technology | \$55 | \$75 |
| Miscellaneous | \$147 | \$458 |
| Taxes | \$225 | \$578 |
| Monthly Total | \$1,614 | \$5,042 |
| ANNUAL TOTAL | \$19,368 | \$60,504 |
| <i>Hourly Wage</i> | <i>\$9.68</i> | <i>\$30.25</i> |

Household Survival Budget: Eau Claire County

| Monthly Costs – Eau Claire County- 2016 | | |
|---|-----------------|---------------------------|
| | Single Adult | 2 Adults w/2 in childcare |
| Housing | \$466 | \$735 |
| Childcare | \$0 | \$1,294 |
| Food | \$158 | \$525 |
| Transportation | \$349 | \$697 |
| Health care | \$214 | \$800 |
| Technology | \$55 | \$75 |
| Miscellaneous | \$147 | \$475 |
| Taxes | \$225 | \$627 |
| Monthly Total | \$1,614 | \$5,228 |
| ANNUAL TOTAL | \$19,368 | \$62,736 |
| <i>Hourly Wage</i> | <i>\$9.68</i> | <i>\$31.37</i> |

LIVE UNITED

ALICE Threshold

Federal Poverty Level compared to ALICE

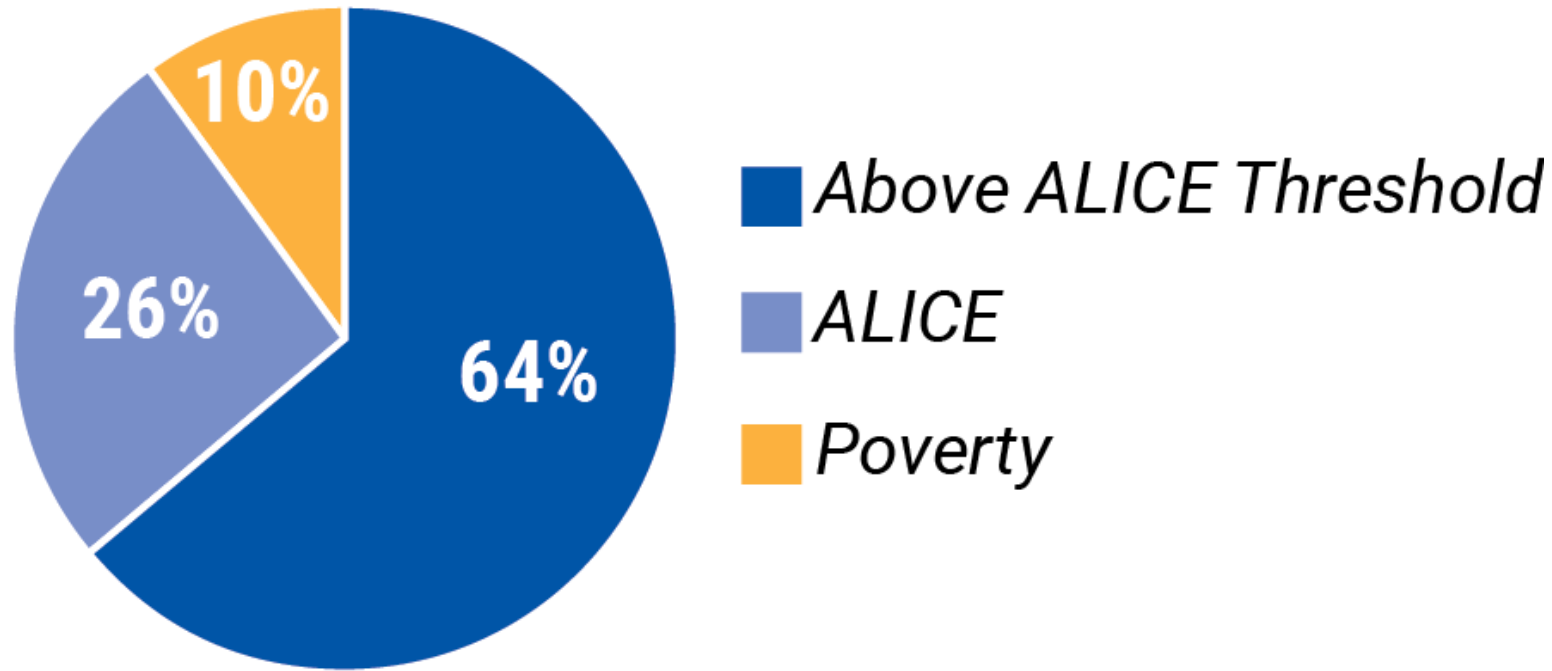
- Federal Poverty Level - Single Adult: **\$11,880**
- Federal Poverty Level – Family of Four: **\$24,300**
- ALICE Threshold Chippewa County-Single Adult: **\$19,368**
- ALICE Threshold Chippewa County-Family of Four: **\$60,504**
- ALICE Threshold Eau Claire County-Single Adult: **\$19,368**
- ALICE Threshold Eau Claire County-Family of Four: **\$62,736**

WI minimum wage:
\$7.25/hour = \$14,500/year



ALICE in Chippewa County

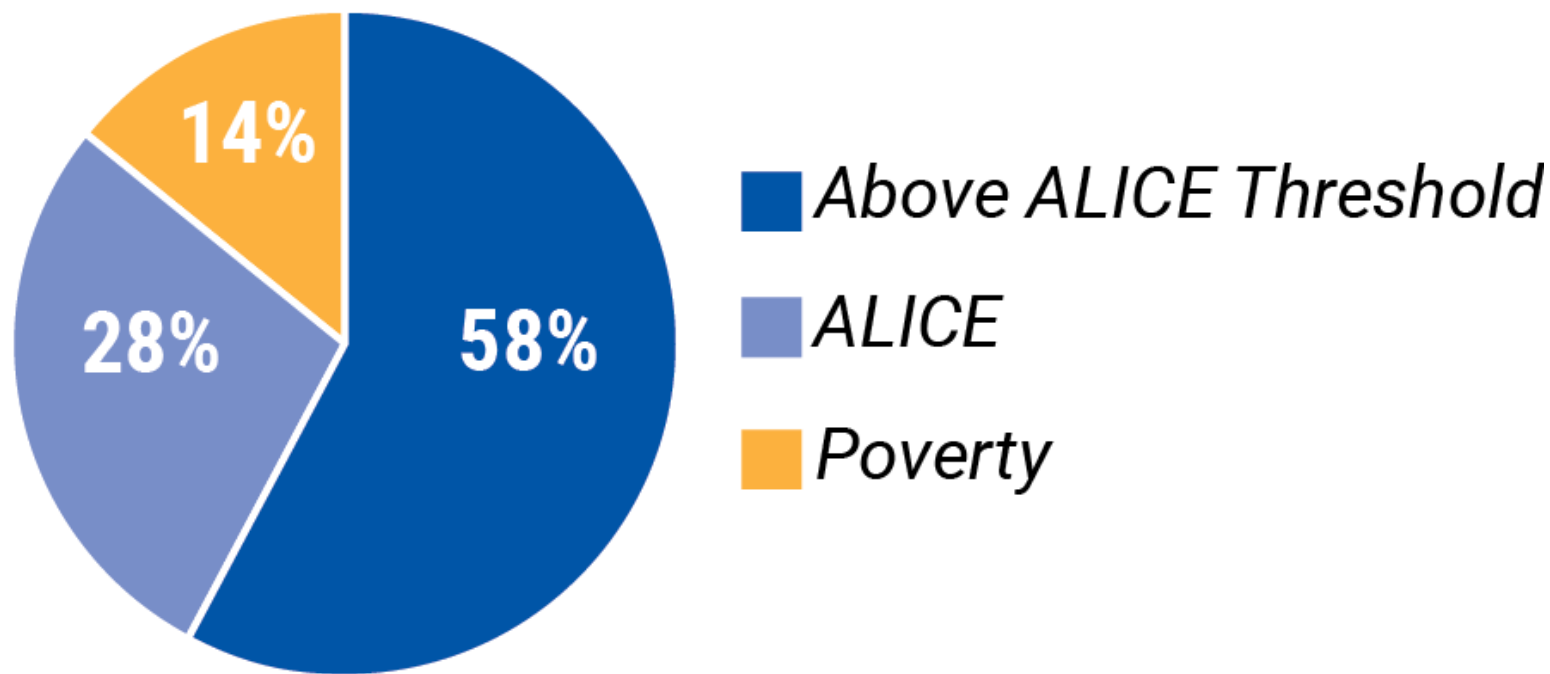
Chippewa County



Total Households = 24,973

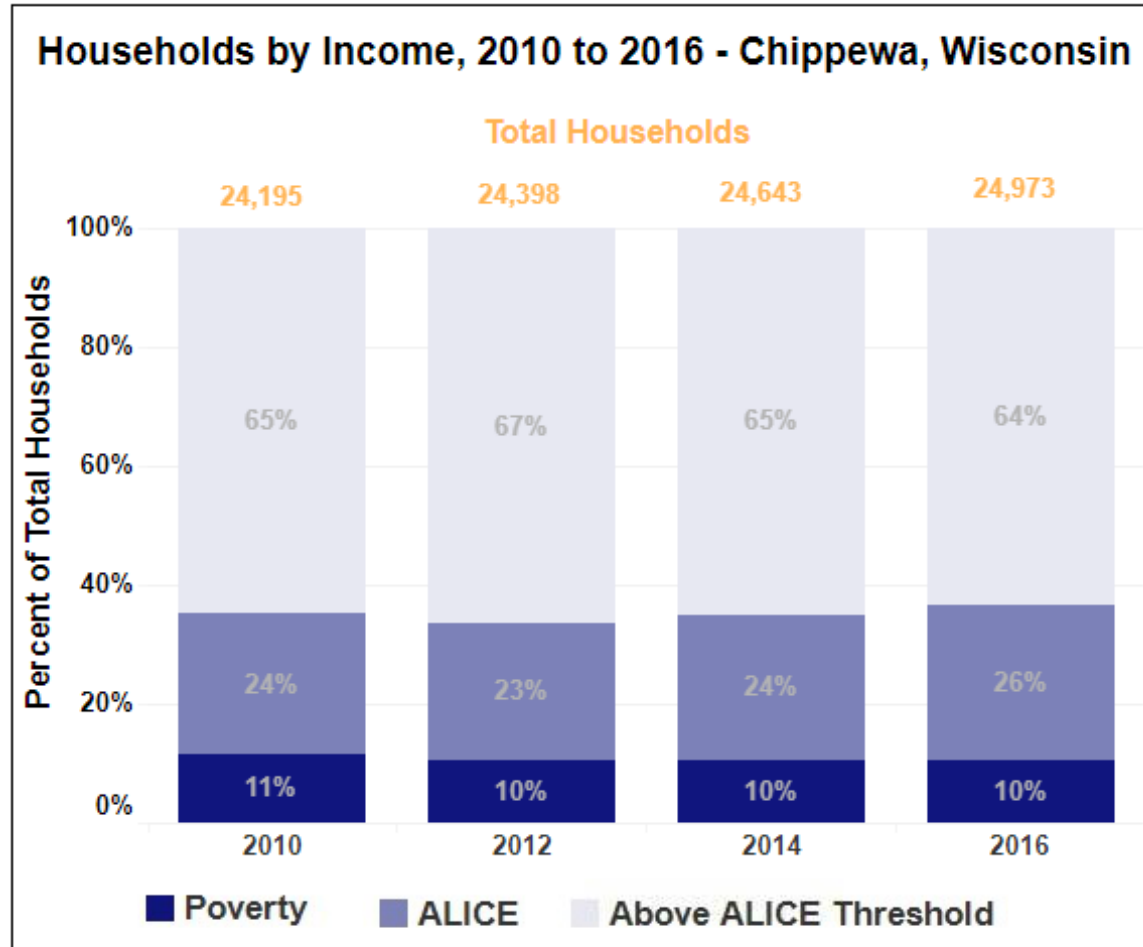
ALICE in Eau Claire County

Eau Claire County

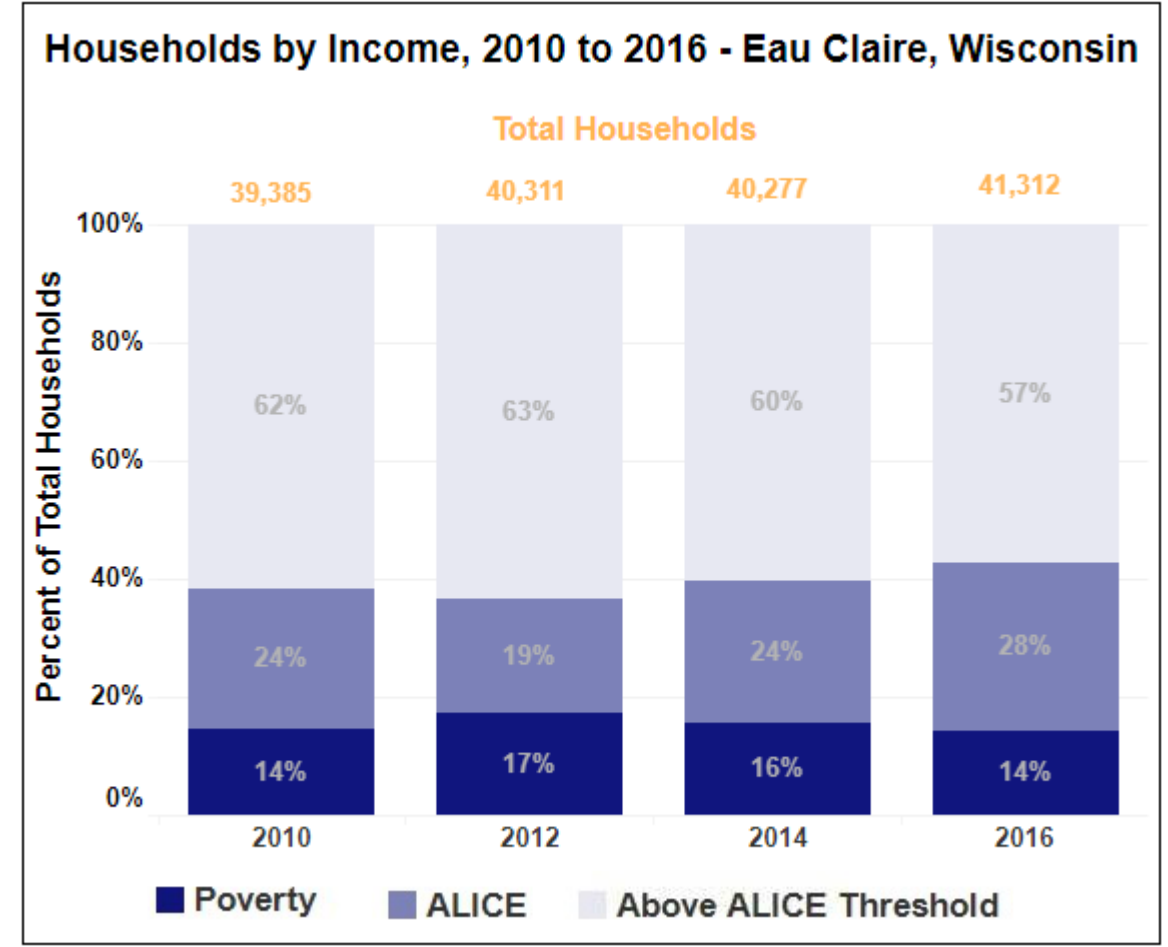


Total Households = 41,312

Financial hardship is increasing over time

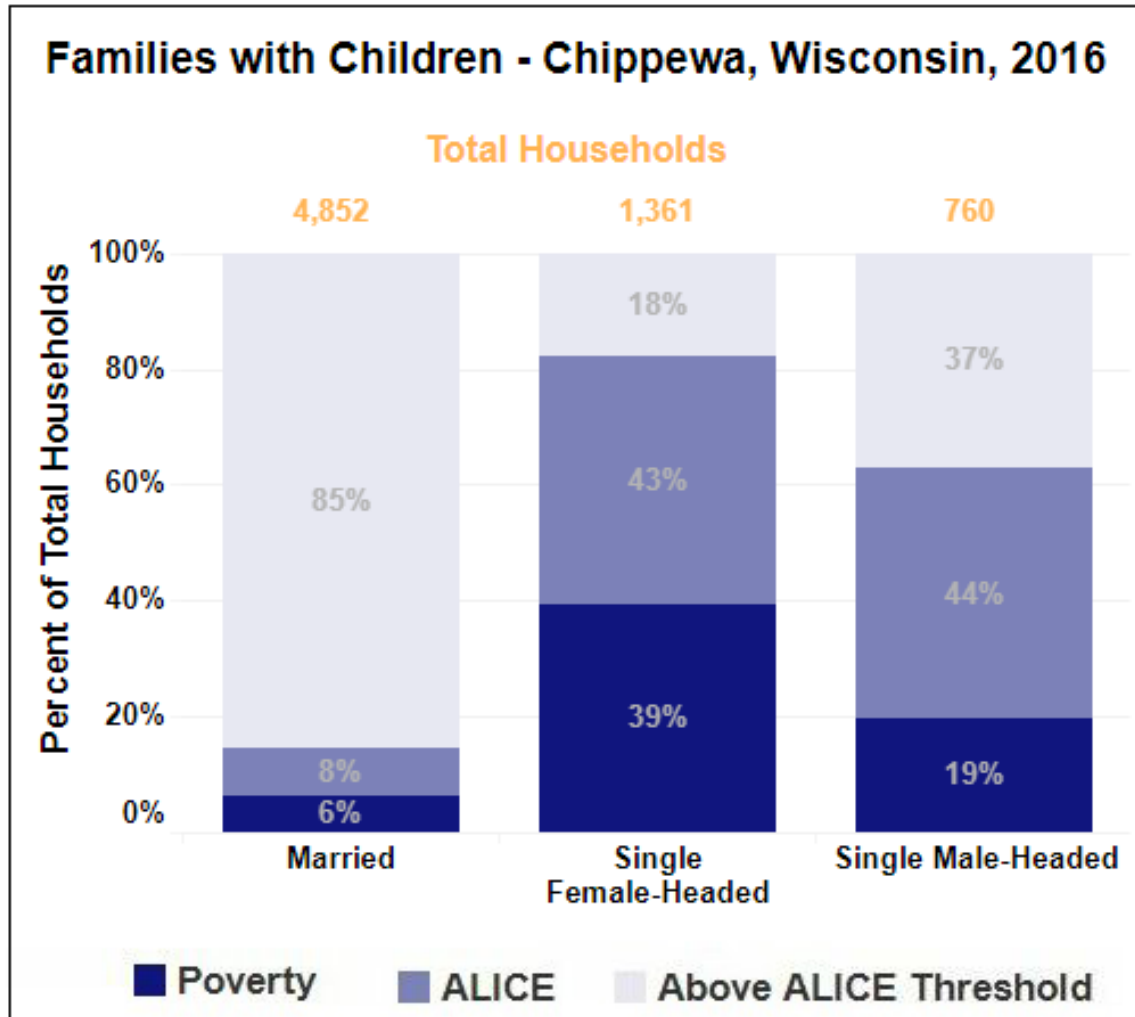


Source: American Community Survey, 2016, and the ALICE Threshold, 2016.

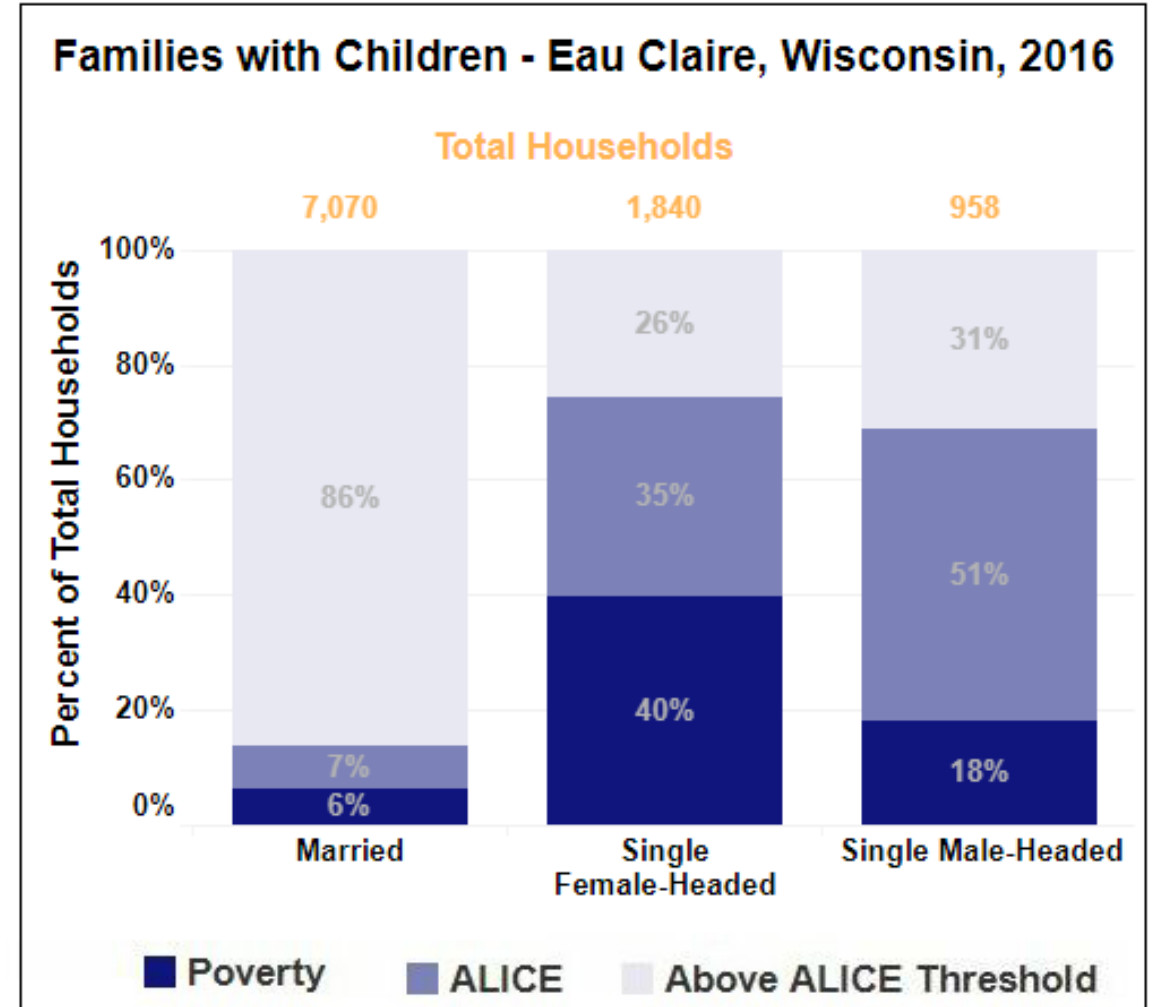


Source: American Community Survey, 2016, and the ALICE Threshold, 2016.

ALICE households vary by family type



Source: American Community Survey, 2016, and the ALICE Threshold, 2016.

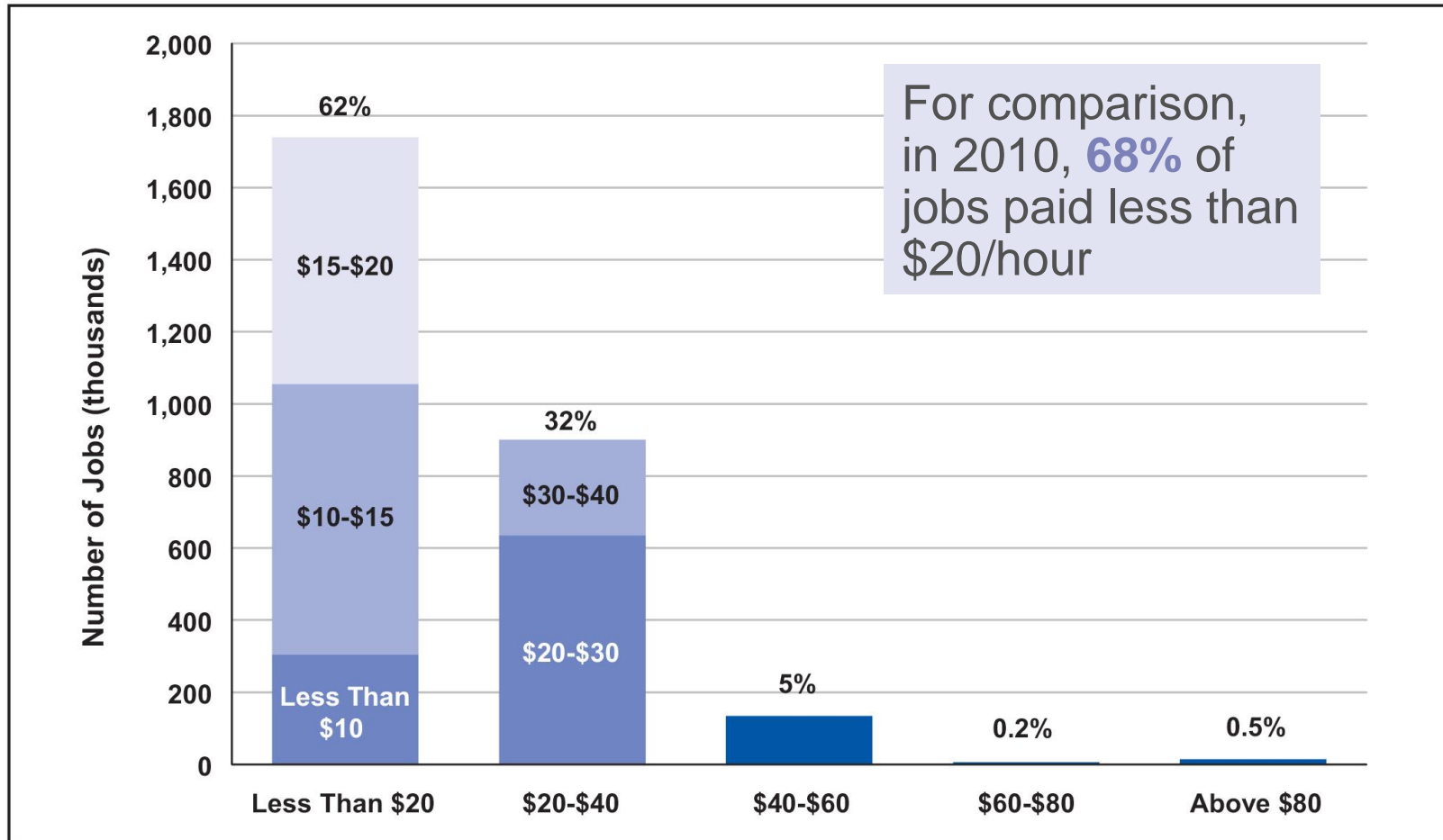


Source: American Community Survey, 2016, and the ALICE Threshold, 2016.

Workforce Trends and Job Opportunities

How much are people earning in Wisconsin?

Number of Jobs by Hourly Wage, Wisconsin, 2016



Wages needed to support the Household Survival Budget:

Statewide:

Single adult \$9.92/hour

Family of four \$30.81/hour

Eau Claire County

Single adult \$9.68/hour

Family of four \$31.37/hour

Chippewa County

Single adult \$9.68/hour

Family of four \$30.25/hour

Top 20 Occupations, Chippewa County

| Occupation | Employment count | Median hourly wage | Median Annual wage |
|--|---------------------|-----------------------|-----------------------|
| Personal Care Aides | 870 | \$11.08 | \$23,060.00 |
| Heavy and Tractor-Trailer Truck Drivers | 850 | \$18.83 | \$39,170.00 |
| Cashiers | 840 | \$9.20 | \$19,140.00 |
| Office Clerks; General | 610 | \$14.72 | \$30,630.00 |
| Customer Service Representatives | 570 | \$14.69 | \$30,550.00 |
| Retail Salespersons | 560 | \$15.83 | \$32,940.00 |
| Elementary School Teachers; Except Special Education | 520 | \$25.49 | \$53,010.00 |
| Combined Food Preparation and Serving Workers; Including Fast Food | 500 | \$8.49 | \$17,650.00 |
| Registered Nurses | 420 | \$30.40 | \$63,230.00 |
| Stock Clerks and Order Fillers | 410 | \$11.70 | \$24,330.00 |
| Laborers and Freight; Stock; and Material Movers; Hand | 400 | \$14.73 | \$30,640.00 |
| Maids and Housekeeping Cleaners | 360 | \$9.29 | \$19,330.00 |
| Bookkeeping; Accounting; and Auditing Clerks | 360 | \$18.14 | \$37,730.00 |
| Sales Representatives; Wholesale and Manufacturing; Except Technical and Scientific Products | 340 | \$39.61 | \$82,380.00 |
| Assemblers and fabricators; all other; including team assemblers | 290 | \$14.87 | \$30,930.00 |
| Maintenance and Repair Workers; General | 280 | \$19.39 | \$40,340.00 |
| Firefighters | 270 | \$14.53 | \$30,220.00 |
| Janitors and Cleaners; Except Maids and Housekeeping Cleaners | 260 | \$15.93 | \$33,120.00 |
| General and Operations Managers | 250 | \$52.36 | \$108,910.00 |
| Teacher Assistants | 250 | \$13.50 | \$28,080.00 |

| Top 20 Occupations, Chippewa County, Source: Bureau of Labor Statistics, 2017 | | | |
|--|---------------------|-----------------------|-----------------------|
| Occupation | Employment count | Median hourly wage | Median Annual wage |
| Personal Care Aides | 870 | \$11.08 | \$23,060.00 |
| Heavy and Tractor-Trailer Truck Drivers | 850 | \$18.83 | \$39,170.00 |
| Cashiers | 840 | \$9.20 | \$19,140.00 |
| Office Clerks; General | 610 | \$14.72 | \$30,630.00 |
| Customer Service Representatives | 570 | \$14.69 | \$30,550.00 |
| Retail Salespersons | 560 | \$15.83 | \$32,940.00 |
| Elementary School Teachers; Except Special Education | 520 | \$25.49 | \$53,010.00 |
| Combined Food Preparation and Serving Workers; Including Fast Food | 500 | \$8.49 | \$17,650.00 |
| Registered Nurses | 420 | \$30.40 | \$63,230.00 |
| Stock Clerks and Order Fillers | 410 | \$11.70 | \$24,330.00 |
| Laborers and Freight; Stock; and Material Movers; Hand | 400 | \$14.73 | \$30,640.00 |
| Maids and Housekeeping Cleaners | 360 | \$9.29 | \$19,330.00 |
| Bookkeeping; Accounting; and Auditing Clerks | 360 | \$18.14 | \$37,730.00 |
| Sales Representatives; Wholesale and Manufacturing; Except Technical and Scientific Products | 340 | \$39.61 | \$82,380.00 |
| Assemblers and fabricators; all other; including team assemblers | 290 | \$14.87 | \$30,930.00 |
| Maintenance and Repair Workers; General | 280 | \$19.39 | \$40,340.00 |
| Firefighters | 270 | \$14.53 | \$30,220.00 |
| Janitors and Cleaners; Except Maids and Housekeeping Cleaners | 260 | \$15.93 | \$33,120.00 |
| General and Operations Managers | 250 | \$52.36 | \$108,910.00 |
| Teacher Assistants | 250 | \$13.50 | \$28,080.00 |

Top 20 Occupations, Eau Claire County

| Occupation | Employment count | Median hourly wage | Median Annual wage |
|--|------------------|--------------------|--------------------|
| Retail Salespersons | 2,330 | \$11.91 | \$24,780.00 |
| Combined Food Preparation and Serving Workers; Including Fast Food | 1,760 | \$9.40 | \$19,540.00 |
| Registered Nurses | 1,680 | \$32.55 | \$67,700.00 |
| Office Clerks; General | 1,630 | \$16.11 | \$33,500.00 |
| Customer Service Representatives | 1,610 | \$16.47 | \$34,260.00 |
| Janitors and Cleaners; Except Maids and Housekeeping Cleaners | 1,030 | \$13.31 | \$27,690.00 |
| Cashiers | 1,030 | \$10.10 | \$21,000.00 |
| Nursing Assistants | 930 | \$12.94 | \$26,920.00 |
| Personal Care Aides | 850 | \$10.99 | \$22,860.00 |
| Stock Clerks and Order Fillers | 810 | \$11.92 | \$24,790.00 |
| Bookkeeping; Accounting; and Auditing Clerks | 790 | \$18.24 | \$37,940.00 |
| General and Operations Managers | 750 | \$45.48 | \$94,600.00 |
| Waiters and Waitresses | 660 | \$10.04 | \$20,880.00 |
| Sales Representatives; Wholesale and Manufacturing; Except Technical and Scientific Products | 650 | \$31.38 | \$65,260.00 |
| First-Line Supervisors of Office and Administrative Support Workers | 650 | \$25.35 | \$52,720.00 |
| Maintenance and Repair Workers; General | 590 | \$19.17 | \$39,880.00 |
| Laborers and Freight; Stock; and Material Movers; Hand | 590 | \$12.61 | \$26,220.00 |
| Assemblers and fabricators; all other; including team assemblers | 580 | \$12.98 | \$27,010.00 |
| Receptionists and Information Clerks | 570 | \$13.98 | \$29,070.00 |
| Heavy and Tractor-Trailer Truck Drivers | 550 | \$19.80 | \$41,190.00 |

| <div> <div>Top 20 Occupations, Eau Claire County,</div> <div>Source: Bureau of Labor Statistics, 2017</div> </div> | | | |
|--|------------------|--------------------|--------------------|
| Occupation | Employment count | Median hourly wage | Median Annual wage |
| Retail Salespersons | 2,330 | \$11.91 | \$24,780.00 |
| Combined Food Preparation and Serving Workers; Including Fast Food | 1,760 | \$9.40 | \$19,540.00 |
| Registered Nurses | 1,680 | \$32.55 | \$67,700.00 |
| Office Clerks; General | 1,630 | \$16.11 | \$33,500.00 |
| Customer Service Representatives | 1,610 | \$16.47 | \$34,260.00 |
| Janitors and Cleaners; Except Maids and Housekeeping Cleaners | 1,030 | \$13.31 | \$27,690.00 |
| Cashiers | 1,030 | \$10.10 | \$21,000.00 |
| Nursing Assistants | 930 | \$12.94 | \$26,920.00 |
| Personal Care Aides | 850 | \$10.99 | \$22,860.00 |
| Stock Clerks and Order Fillers | 810 | \$11.92 | \$24,790.00 |
| Bookkeeping; Accounting; and Auditing Clerks | 790 | \$18.24 | \$37,940.00 |
| General and Operations Managers | 750 | \$45.48 | \$94,600.00 |
| Waiters and Waitresses | 660 | \$10.04 | \$20,880.00 |
| Sales Representatives; Wholesale and Manufacturing; Except Technical and Scientific Products | 650 | \$31.38 | \$65,260.00 |
| First-Line Supervisors of Office and Administrative Support Workers | 650 | \$25.35 | \$52,720.00 |
| Maintenance and Repair Workers; General | 590 | \$19.17 | \$39,880.00 |
| Laborers and Freight; Stock; and Material Movers; Hand | 590 | \$12.61 | \$26,220.00 |
| Assemblers and fabricators; all other; including team assemblers | 580 | \$12.98 | \$27,010.00 |
| Receptionists and Information Clerks | 570 | \$13.98 | \$29,070.00 |
| Heavy and Tractor-Trailer Truck Drivers | 550 | \$19.80 | \$41,190.00 |

Download the Full Report &
County Pages at:
uwgcv.org/meet-alice